



FLOURIDE AS A CONTAMINATION IN DRINKING WATER

Prepared by :

R&D Team of Olympian Water

TABLE OF CONTENTS



INTRODUCTION

HISTORY OF FLUORIDE IN DRINKING WATER

SOURCES OF FLUORIDE CONTAMINATION

MECHANISMS

HEALTH EFFECT

DETECTION AND MONITORING

MITIGATION AND PREVENTION

IMPACT OF CLIMATE CHANGE

THE ECONOMIC IMPACT

THE SOCIAL IMPACT

NON-GOVERNMENTAL ORGANIZATIONS (NGOS)

CASE STUDIES

EMERGING TECHNOLOGIES

REGULATORY STANDARDS AND GUIDELINES

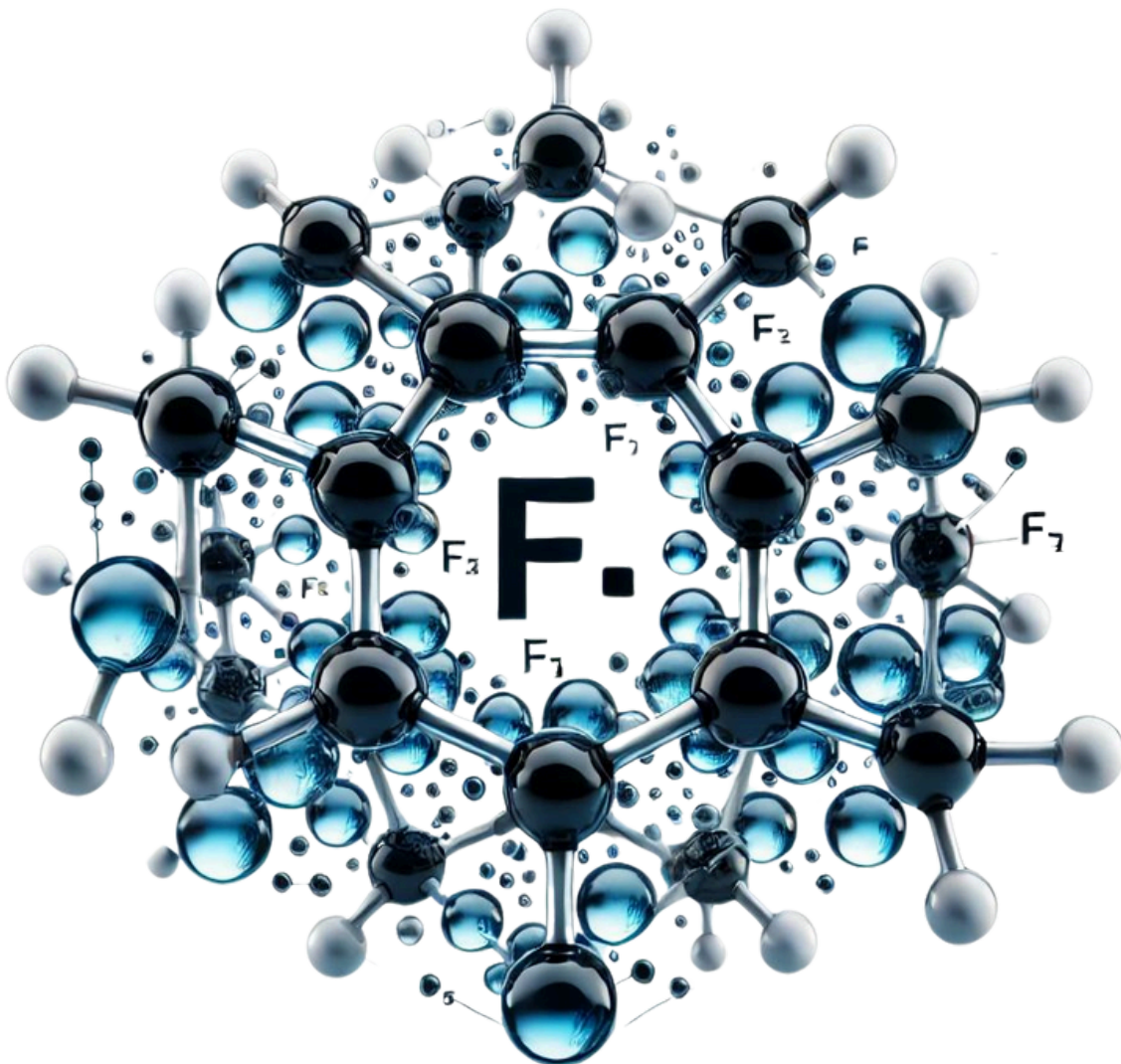
CONCLUSION

REFERENCES

INTRODUCTION

Fluoride, a naturally occurring mineral, has been widely used in drinking water to prevent dental cavities and improve oral health. The intentional addition of fluoride to public water supplies, known as water fluoridation, began in the mid-20th century and has been credited with significant reductions in tooth decay. This public health measure has been adopted in many countries and has become a standard practice in numerous communities around the world.

However, despite its benefits, fluoride can also present challenges when its concentration exceeds recommended levels. Fluoride contamination in drinking water occurs when fluoride levels surpass the threshold set by health guidelines, potentially leading to adverse health effects. High fluoride concentrations can result from both natural sources, such as geological deposits, and anthropogenic sources, such as industrial discharges or overuse of fluoride in water fluoridation programs.




INTRODUCTION

The primary concerns associated with fluoride contamination include dental fluorosis, which affects the appearance and health of teeth, and skeletal fluorosis, which impacts bones and joints. These conditions underscore the importance of carefully monitoring and managing fluoride levels to prevent overexposure.

As awareness of these potential risks grows, regulatory bodies and public health officials are increasingly focused on balancing the benefits of fluoride with its risks. This involves setting and enforcing guidelines for fluoride concentrations, employing advanced technologies for detection and treatment, and addressing public concerns about fluoride safety.

In this context, understanding fluoride as a contamination issue involves examining its sources, effects, and regulatory measures to ensure that drinking water remains safe and beneficial for all. The challenge lies in optimizing fluoride levels to maximize dental health benefits while mitigating potential health risks associated with excessive exposure.

Fluoride



PURPOSE OF WHITEPAPER

The purpose of a whitepaper on fluoride as contamination in drinking water is to provide a comprehensive analysis of the issue, addressing both the benefits and risks associated with fluoride exposure. This document aims to inform policymakers, public health officials, and the general public about the complexities of fluoride in drinking water, including its sources, potential health effects, and the effectiveness of current regulatory standards and mitigation strategies. By presenting a thorough review of existing research, regulations, and emerging technologies, the whitepaper seeks to offer evidence-based recommendations for managing fluoride levels to ensure public health safety while maximizing the benefits of fluoride for dental health.

Additionally, the whitepaper serves as a tool for guiding decision-making processes and shaping future policies related to water fluoridation and fluoride contamination. It highlights gaps in current knowledge and areas where further research is needed, thereby fostering informed discussions and facilitating the development of effective solutions. Ultimately, the whitepaper aims to support the creation of balanced, scientifically grounded approaches to fluoride management that protect community health and address public concerns regarding water quality.



HISTORY OF FLUORIDE IN DRINKING WATER

The history of fluoride in drinking water is a fascinating journey that highlights its evolving role in public health, from its early recognition of dental benefits to contemporary debates about its safety and effectiveness. Here's an overview of the key milestones:

Early Observations (19th Century)

● EARLY 1900S:

The first observations of the relationship between fluoride and dental health emerged. Researchers noted that people in certain regions with naturally fluoridated water had lower rates of dental cavities. However, these benefits were not well understood initially.

Discovery of Fluorosis (1930s)

● 1930S:

Scientists, including Frederick S. McKay, observed that people in Colorado Springs, Colorado, who had stained teeth (dental fluorosis) also had significantly lower rates of tooth decay. This condition was later identified as being related to high levels of fluoride in drinking water.

Fluoridation Research and Implementation (1940s - 1950s)

● 1945:

Grand Rapids, Michigan, became the first city in the world to fluoridate its water supply. This marked the beginning of a major public health initiative aimed at reducing tooth decay. (1)

● 1950S:

The American Dental Association and other health organizations supported fluoride as a safe and effective method to prevent dental caries. The success of fluoridation in Grand Rapids led to the adoption of the practice in other cities across the United States and eventually around the world.

HISTORY OF FLUORIDE IN DRINKING WATER

Regulatory Developments (1960s - 1980s)

● 1962:

The U.S. Public Health Service officially endorsed water fluoridation as a public health measure. This endorsement helped to standardize fluoride levels in drinking water across the country.

● 1974:

The Safe Drinking Water Act was enacted in the United States, setting regulations for various contaminants, including fluoride, and establishing maximum allowable levels in drinking water.

● 1980S:

Research continued to confirm the safety and effectiveness of fluoride, but debates and concerns about potential health effects also emerged. Some studies suggested that high fluoride exposure could lead to adverse effects, including dental and skeletal fluorosis.

Global Adoption and Controversies (1990s - 2000s)

● 1990S:

Fluoridation became a standard practice in many countries, including Canada, Australia, the United Kingdom, and several others. The World Health Organization (WHO) and other international bodies endorsed fluoride as a key public health measure.

● 2000S:

Controversies over fluoride's safety and effectiveness continued. Critics raised concerns about potential health risks, including links to cancer and other systemic effects. These concerns led to increased scrutiny and research into fluoride's long-term impacts.

Current Status and Ongoing Research (2010s - Present)

● 2010S:

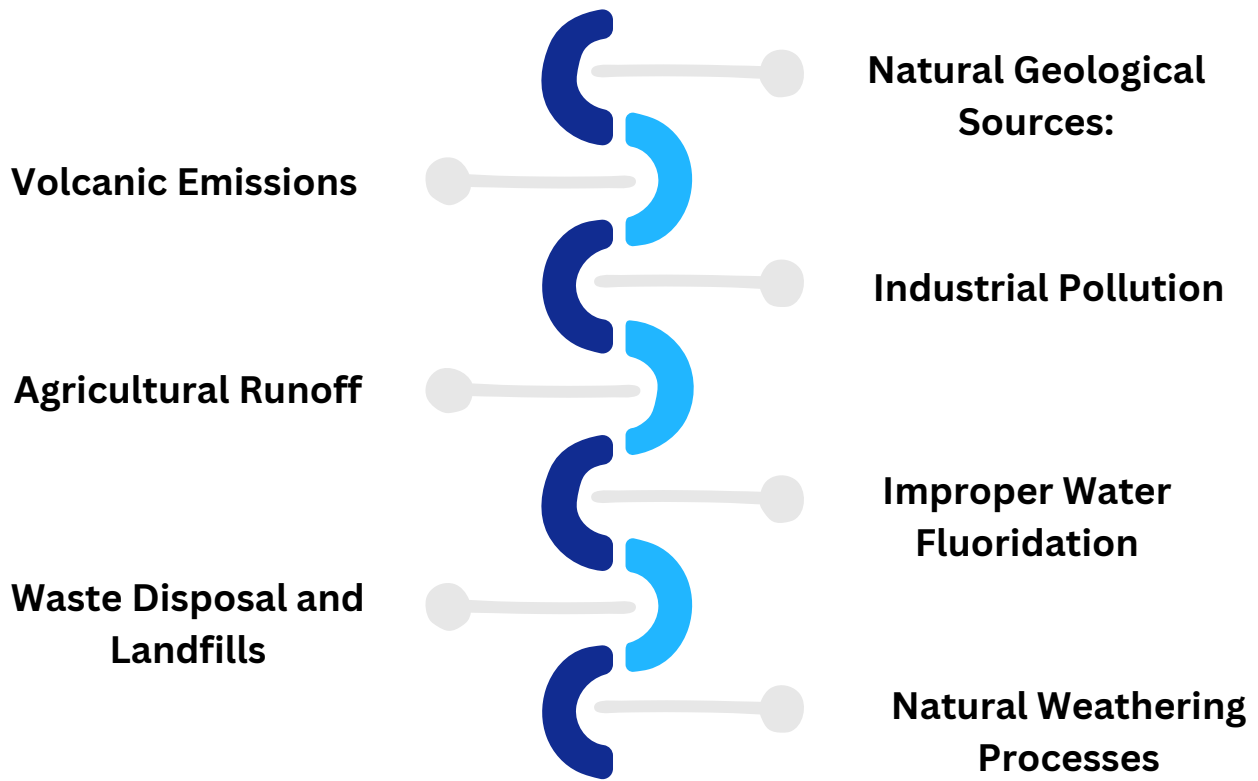
The debate over fluoride in drinking water continued, with ongoing research and public health reviews assessing the balance between benefits and risks. Regulatory agencies, including the U.S. Environmental Protection Agency (EPA) and the World Health Organization (WHO), continued to uphold fluoride standards while updating guidelines based on the latest scientific evidence.

● 2020S:

Advances in research and technology have provided more insights into fluoride's effects. New studies and systematic reviews aim to refine understanding of fluoride's role in dental health and its potential risks. Emerging technologies for fluoride detection and treatment are also being developed to improve water quality management.


SOURCES OF FLUORIDE CONTAMINATION

Controversies over fluoride's safety and effectiveness continued. Critics raised concerns about potential health risks, including links to cancer and other systemic effects. These concerns led to increased scrutiny and research into fluoride's long-term impacts.



SOURCES OF FLUORIDE CONTAMINATION

FLUORIDE CONTAMINATION IN DRINKING WATER CAN ORIGINATE FROM SEVERAL NATURAL AND HUMAN-MADE SOURCES. THESE INCLUDE: (2)



NATURAL GEOLOGICAL SOURCES:

- **Fluoride-rich rocks and minerals:** Fluoride is naturally present in certain types of geological formations. When water passes through these rocks, it dissolves the fluoride, contaminating groundwater. This is common in regions with high levels of minerals like fluorite (CaF₂) or apatite, which release fluoride.
- **Groundwater reservoirs:** In arid regions, where groundwater is the main source of drinking water, natural fluoride contamination tends to be more prevalent.

VOLCANIC EMISSIONS

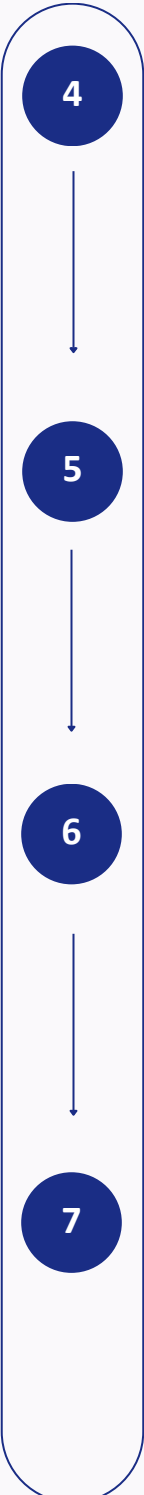
- **Volcanic activity:** Volcanic gases and ash often contain fluoride compounds, which can contaminate water bodies when they settle on the surface. This form of contamination is relatively rare but can occur in volcanic regions. (3)

INDUSTRIAL POLLUTION

- **Aluminum smelting:** The aluminum industry uses large amounts of fluoride compounds. Improper disposal of waste materials or emissions can lead to contamination of nearby water bodies.
- **Phosphate fertilizer production:** Fluoride is a byproduct of phosphate fertilizer manufacturing. It can be released into the air or water during production and disposal.
- **Glass and ceramics manufacturing:** These industries sometimes use fluoride compounds in their production processes, and improper handling of waste can lead to contamination.
- **Steel production and coal combustion:** Fluoride is released as a byproduct in these industries, contributing to environmental contamination when pollutants reach water sources.

SOURCES OF FLUORIDE CONTAMINATION

FLUORIDE CONTAMINATION IN DRINKING WATER CAN ORIGINATE FROM SEVERAL NATURAL AND HUMAN-MADE SOURCES. THESE INCLUDE:



4 AGRICULTURAL RUNOFF

- **Fertilizers:** Phosphate-based fertilizers often contain fluoride. When applied to agricultural fields, these fertilizers can leach fluoride into groundwater or surface water through runoff, particularly in areas with poor water management practices.
- **Pesticides:** Certain pesticides contain fluoride compounds, which can also seep into water supplies after application.

5 IMPROPER WATER FLUORIDATION

- **Over-fluoridation:** Some regions fluoridate drinking water to prevent dental decay, but improper dosing during water treatment can lead to excess fluoride levels. This usually happens due to technical or operational errors.

6 WASTE DISPOSAL AND LANDFILLS

- **Industrial waste:** Improperly managed industrial waste, especially from industries using fluoride compounds, can leach into groundwater or surface water systems.
- **Landfill leachate:** Fluoride from various waste products, including consumer items like toothpaste or fluoride-containing household products, can leach out of landfills and contaminate nearby water sources.

7 NATURAL WEATHERING PROCESSES

- **Weathering of rocks:** Over time, weathering of fluoride-rich rocks by rainwater or surface water can release fluoride into streams, rivers, and eventually groundwater, leading to natural accumulation of fluoride in some areas.

MECHANISMS

The mechanisms behind fluoride contamination in drinking water involve both natural processes and human activities. Here's a breakdown of these mechanisms: (4) (5)

1. Natural Mechanisms

a) Leaching from Fluoride-rich Rocks

- **Geochemical processes:** In regions where groundwater flows through fluoride-rich minerals like fluorite (CaF_2), apatite, or cryolite, fluoride ions are leached into the water. These minerals dissolve over time, particularly in areas with high temperatures, increasing the fluoride concentration in groundwater.
- **Aquifer characteristics:** The geological composition of aquifers plays a significant role. Aquifers with higher fluoride-bearing minerals contribute more to contamination, especially when they are located in areas where water stays in contact with rocks for long periods.

b) Weathering and Erosion

- **Weathering of rocks:** Physical and chemical weathering of fluoride-containing rocks, caused by rainfall, temperature changes, or acidic conditions, releases fluoride ions into surface water and groundwater. Over time, this leads to the accumulation of fluoride in water sources.
- **Sediment transport:** In river systems, weathered sediments containing fluoride can be transported downstream, introducing fluoride to other water bodies, lakes, or reservoirs.

c) Volcanic Activity

- **Volcanic emissions:** Volcanoes release gases and ash rich in fluoride compounds such as hydrogen fluoride (HF). When these compounds settle on land or water bodies, they dissolve and lead to elevated fluoride levels in drinking water. Volcanic eruptions can significantly raise fluoride concentrations in water sources in affected areas.

2. Chemical Reactions and pH Impact

- **pH-dependent solubility:** Fluoride solubility in water is influenced by pH levels. In areas with alkaline groundwater (high pH), fluoride tends to remain in solution, leading to higher concentrations. Conversely, in acidic conditions, fluoride can precipitate out of solution, lowering its concentration in water.
- **Interaction with other ions:** Fluoride in water can interact with other dissolved ions, such as calcium. In calcium-rich water, fluoride may form insoluble calcium fluoride (CaF_2), reducing its concentration. However, in low-calcium water, fluoride tends to stay dissolved, increasing the risk of contamination.

MECHANISMS

3. Anthropogenic (Human-induced) Mechanisms

a) Industrial Emissions and Waste Disposal

- **Fluoride emissions:** Industries like aluminum smelting, steel production, and coal combustion release fluoride in the form of gases (e.g., hydrogen fluoride) or particulates. These emissions can settle on soil or dissolve into water bodies, contributing to fluoride contamination.
- **Industrial waste:** Industries that use fluoride in their processes (e.g., phosphate fertilizer, ceramics, and glass production) generate waste products that often contain fluoride compounds. Improper disposal of these wastes, either in landfills or through effluent discharge, allows fluoride to seep into surface water or groundwater.
- **Coal combustion:** Coal contains fluoride, and when it is burned in power plants or other industrial processes, fluoride can be released into the environment as part of the emissions. These emissions can settle on soil or be carried by rain into water sources. (6)

b) Agricultural Runoff

- **Fertilizers and pesticides:** Phosphate-based fertilizers and certain pesticides contain fluoride as a byproduct. When these agricultural chemicals are applied to fields, rainwater or irrigation can wash them into nearby water bodies or allow them to percolate into groundwater. Over time, fluoride builds up in water sources due to constant application of these chemicals.

c) Volcanic Activity

- **Volcanic emissions:** Volcanoes release gases and ash rich in fluoride compounds such as hydrogen fluoride (HF). When these compounds settle on land or water bodies, they dissolve and lead to elevated fluoride levels in drinking water. Volcanic eruptions can significantly raise fluoride concentrations in water sources in affected areas.

d) Landfill Leachate

- **Waste decomposition:** Fluoride-containing products (toothpaste, fluorinated household products) disposed of in landfills can break down and release fluoride into leachate—the liquid that percolates through waste materials. If this leachate is not properly managed, it can infiltrate into groundwater or be discharged into surface water, contributing to contamination.

4. Human Consumption and Recycling

- **Wastewater recycling:** Water used in industrial processes or municipal systems can contain fluoride. If this water is recycled for further use without adequate treatment, the fluoride concentration can gradually increase, especially in closed-loop systems.
- **Accumulation in soils:** In agricultural areas where fluoride-containing fertilizers or pesticides are used, fluoride can accumulate in soils over time. This fluoride can eventually leach into water supplies, especially during heavy rains or irrigation cycles.

HEALTH EFFECT

Excessive fluoride in drinking water can have various adverse health effects, particularly when people are exposed to high levels over long periods. Fluoride is beneficial in small amounts, especially for dental health, but overexposure can lead to a range of health issues. Here are the major health effects: (7)



HEALTH EFFECT

Excessive fluoride in drinking water can have various adverse health effects, particularly when people are exposed to high levels over long periods. Fluoride is beneficial in small amounts, especially for dental health, but overexposure can lead to a range of health issues. Here are the major health effects: (7)

1. Dental Fluorosis

- **Cause:** This condition occurs when children are exposed to high levels of fluoride while their teeth are developing, typically before the age of 8.
- **Symptoms:** It leads to the discoloration of teeth, ranging from mild white streaks to severe brown stains and pitting on the tooth enamel.
- **Impact:** Although it is mainly a cosmetic issue and doesn't affect dental function, severe dental fluorosis can cause psychological distress due to the appearance of the teeth. (8)

2. Skeletal Fluorosis

- **Cause:** Long-term exposure to high levels of fluoride can lead to skeletal fluorosis, a condition that affects the bones and joints.
- **Symptoms:** Early symptoms include stiffness and joint pain, similar to arthritis. Over time, fluoride accumulates in the bones, causing bone density to increase and the bones to become brittle.
- **Severe cases:** Advanced skeletal fluorosis can lead to changes in bone structure, calcification of ligaments, reduced mobility, and bone deformities.
- **Regions affected:** Skeletal fluorosis is a serious public health issue in regions with naturally high fluoride levels in groundwater, such as parts of India, China, and East Africa. (9)

3. Neurological Effects

- **Cognitive development in children:** Some studies suggest that high levels of fluoride exposure may affect cognitive development in children. Research has indicated a possible link between high fluoride levels in drinking water and reduced IQ in children, though the exact mechanisms are still being studied.
- **Neurotoxicity:** Fluoride has been identified as a neurotoxin, and animal studies have shown that high fluoride exposure can cause changes in brain chemistry and structure.

4. Endocrine Disruption

- **Thyroid Function:** High fluoride levels can interfere with the normal functioning of the thyroid gland, particularly in iodine-deficient populations. Fluoride can inhibit the thyroid's ability to produce hormones, potentially leading to hypothyroidism (underactive thyroid).
- **Symptoms of hypothyroidism:** These include fatigue, weight gain, depression, and reduced metabolism. Children exposed to excessive fluoride may also experience developmental delays and stunted growth due to thyroid dysfunction.

5. Kidney Health

- **Impact on the kidneys:** The kidneys are responsible for filtering fluoride from the bloodstream. In individuals with impaired kidney function or in those exposed to high fluoride levels, the kidneys may struggle to remove fluoride efficiently, leading to an accumulation in the body.
- **Vulnerable groups:** People with pre-existing kidney conditions or those undergoing dialysis may be more susceptible to fluoride toxicity because their bodies cannot excrete fluoride as effectively.

HEALTH EFFECT

Excessive fluoride in drinking water can have various adverse health effects, particularly when people are exposed to high levels over long periods. Fluoride is beneficial in small amounts, especially for dental health, but overexposure can lead to a range of health issues. Here are the major health effects:

6. Bone Fractures

- **Bone strength:** While small amounts of fluoride can strengthen bones, long-term overexposure can make bones more brittle and susceptible to fractures, particularly in older adults.
- **Bone density:** Excess fluoride increases bone density, but this density is abnormal and may actually weaken the bone's structure, making it more prone to breaks and fractures, particularly in the hips and spine.

7. Reproductive Effects

- **Male fertility:** Some animal studies suggest that high fluoride exposure may negatively impact male fertility, affecting sperm quality and reducing reproductive success.
- **Human studies:** Evidence in humans is less conclusive, though there is concern about fluoride's potential to disrupt the reproductive system when present at high levels.

8. Immune System

- **Autoimmune diseases:** There is some evidence that excessive fluoride exposure may trigger autoimmune responses in certain individuals. This could potentially lead to conditions where the immune system mistakenly attacks the body's own tissues.
- **General immune function:** Chronic fluoride exposure has been associated with altered immune responses, but more research is needed to understand its full impact on human immunity.

9. Cancer Risk

- **Bone cancer (Osteosarcoma):** Some studies have suggested a potential link between high fluoride exposure and a rare form of bone cancer called osteosarcoma, particularly in young males. However, this link remains controversial, and other studies have found no clear association.
- **General cancer risk:** Overall, there is limited and conflicting evidence on whether fluoride is a carcinogen, and most health authorities have not confirmed fluoride as a direct cause of cancer.

10. Other Systemic Effects

- **Gastrointestinal issues:** In some individuals, high fluoride exposure may cause gastrointestinal symptoms such as nausea, stomach pain, and vomiting. This is more common when fluoride is ingested acutely in large quantities.
- **Skin conditions:** Chronic exposure to fluoride, particularly through industrial sources or in highly contaminated regions, has been linked to certain skin conditions such as rashes or irritation.

DETECTION AND MONITORING

Detecting and monitoring fluoride levels in drinking water is crucial for ensuring public health, especially in areas where natural or anthropogenic contamination is a concern. The detection process involves analyzing water samples for fluoride concentration, while ongoing monitoring ensures that levels remain within safe limits. Here's an overview of the methods and technologies used for fluoride detection and monitoring: (10)

1. Water Sampling and Testing

Water sample collection: Collecting representative samples from various points in the water distribution system or from groundwater sources is the first step. Samples can be taken from wells, reservoirs, municipal water supplies, or specific areas known for high fluoride risk.

Frequency of sampling: In areas where high fluoride levels are suspected, regular testing should be conducted to detect seasonal changes or variations due to human activities.

2. Analytical Methods for Fluoride Detection

Several methods are available to detect and measure fluoride concentrations in water: (11)

a) Ion-Selective Electrode (ISE) Method

Principle: The fluoride ion-selective electrode (ISE) is one of the most common methods for detecting fluoride. It works based on the specific interaction of fluoride ions with the electrode membrane. (12)

Accuracy: It provides highly accurate results and is suitable for both field and laboratory use.

Detection range: The fluoride ISE can detect concentrations from very low levels (as low as 0.02 mg/L) to high levels, making it suitable for various applications.

Pros: Portable, cost-effective, and easy to use.

Cons: Requires regular calibration, and measurements may be affected by the presence of other ions or pH levels.

DETECTION AND MONITORING

Detecting and monitoring fluoride levels in drinking water is crucial for ensuring public health, especially in areas where natural or anthropogenic contamination is a concern. The detection process involves analyzing water samples for fluoride concentration, while ongoing monitoring ensures that levels remain within safe limits. Here's an overview of the methods and technologies used for fluoride detection and monitoring:

b) Colorimetric Method (SPADNS or Alizarin Method)

- Principle:** This method involves adding a reagent to the water sample that reacts with fluoride ions, producing a color change. The intensity of the color is proportional to the fluoride concentration and can be measured using a spectrophotometer. (13)
- Reagents:** The SPADNS reagent (Sodium 2-(parasulfophenylazo)-1,8-dihydroxy-3,6-naphthalene disulfonate) is commonly used, and the alizarin method is another popular variant.
- Accuracy:** Provides reliable and accurate results in a controlled laboratory environment.
- Pros:** Sensitive and precise, suitable for low-level fluoride detection.
- Cons:** Requires careful handling of reagents, laboratory equipment, and experienced personnel for accurate results.

c) Ion Chromatography

- Principle:** Ion chromatography separates fluoride ions from other ions in the water sample using a specialized column. Once separated, fluoride ions are detected based on their interaction with a detector, usually a conductivity detector.
- Accuracy:** Extremely accurate and capable of detecting fluoride at very low concentrations.
- Pros:** Highly sensitive and specific, can simultaneously detect other anions.
- Cons:** Requires sophisticated equipment and trained personnel, making it expensive and less suitable for routine field testing.

DETECTION AND MONITORING

Detecting and monitoring fluoride levels in drinking water is crucial for ensuring public health, especially in areas where natural or anthropogenic contamination is a concern. The detection process involves analyzing water samples for fluoride concentration, while ongoing monitoring ensures that levels remain within safe limits. Here's an overview of the methods and technologies used for fluoride detection and monitoring:

d) Field Test Kits

Principle:	Field test kits typically use colorimetric or ion-exchange resin methods for detecting fluoride in water. These kits provide semi-quantitative results and are designed for on-site testing.
Accuracy:	Not as accurate as laboratory-based methods but suitable for initial assessments and routine monitoring.
Pros:	Portable, easy to use, and inexpensive, ideal for quick field assessments in remote areas.
Cons:	Less precise than laboratory methods, especially at very low or very high fluoride concentrations.

e) UV/Visible Spectrophotometry

Principle:	This method uses UV or visible light to detect fluoride by measuring the absorbance of light by fluoride-reactive chemicals added to the water sample. (14)
Accuracy:	This is a reliable and sensitive method when proper reagents and controls are used.
Pros:	Useful for both low and high fluoride concentrations
Cons:	Requires equipment like a spectrophotometer and laboratory setup.

DETECTION AND MONITORING

Detecting and monitoring fluoride levels in drinking water is crucial for ensuring public health, especially in areas where natural or anthropogenic contamination is a concern. The detection process involves analyzing water samples for fluoride concentration, while ongoing monitoring ensures that levels remain within safe limits. Here's an overview of the methods and technologies used for fluoride detection and monitoring:

3. Monitoring Strategies

a) Establishing Baseline Levels

- Initial Assessment:** Monitoring begins by establishing baseline fluoride levels in water sources through comprehensive testing. This helps in identifying areas with high fluoride risks and understanding natural versus anthropogenic sources. (15)
- Mapping fluoride distribution:** In regions prone to high fluoride levels, geospatial mapping is often used to identify fluoride hotspots. This helps authorities prioritize monitoring efforts.

b) Regular Monitoring

- Routine testing:** Regular testing is crucial in areas with known fluoride contamination. Frequency depends on the severity of contamination, with high-risk areas requiring monthly or even weekly tests.
- Seasonal variation monitoring:** Fluoride levels can fluctuate with changes in groundwater levels, rainfall, or industrial activity. Monitoring during different seasons can help account for these variations.
- Post-treatment monitoring:** In areas where fluoride is removed from water through treatment (e.g., reverse osmosis or activated alumina filtration), regular monitoring is required to ensure that treatment systems are functioning properly.

DETECTION AND MONITORING

Detecting and monitoring fluoride levels in drinking water is crucial for ensuring public health, especially in areas where natural or anthropogenic contamination is a concern. The detection process involves analyzing water samples for fluoride concentration, while ongoing monitoring ensures that levels remain within safe limits. Here's an overview of the methods and technologies used for fluoride detection and monitoring:

c) Remote Sensing and Automated Systems

- Online sensors:** Advanced water monitoring systems use automated sensors (such as ISE probes) to continuously measure fluoride levels in real time. These systems send data to central monitoring stations, enabling authorities to respond quickly if fluoride levels rise unexpectedly.
- Data logging and remote sensing:** Fluoride monitoring stations equipped with data loggers can track long-term trends and send alerts when fluoride concentrations exceed safe limits.

4. Reporting and Public Health Response

- Public awareness:** When elevated fluoride levels are detected, authorities should inform the public, especially vulnerable groups such as children, pregnant women, and people with kidney issues. Timely public health advisories are essential. (16)
- Corrective actions:** Depending on fluoride levels, appropriate interventions like defluoridation, switching to alternative water sources, or improving water treatment processes may be necessary.
- Continuous monitoring:** After interventions, continuous monitoring ensures that fluoride levels remain within safe limits and that treatment methods are effective.

MITIGATION AND PREVENTION

Mitigating and preventing fluoride contamination in drinking water requires a combination of water treatment techniques, policy measures, and community awareness programs. These efforts are particularly important in areas where fluoride contamination is naturally high or due to industrial activities. Below are strategies for mitigating and preventing fluoride contamination: (17)



MITIGATION AND PREVENTION

1. WATER TREATMENT TECHNOLOGIES

DEFLUORIDATION METHODS

Several water treatment technologies can be used to reduce fluoride levels in drinking water: (18)



ACTIVATED ALUMINA (AA)

- **How it works:** Activated alumina is a porous, granular material that adsorbs fluoride ions from water as it passes through a filter.
- **Effectiveness:** It can reduce fluoride levels to below 1 mg/L, even from highly contaminated sources.
- **Maintenance:** Requires regular regeneration using chemicals like sodium hydroxide and rinsing with water to maintain its efficiency.
- **Cost:** It is relatively inexpensive and widely used in rural areas, but maintenance costs and chemical handling can be a concern.



REVERSE OSMOSIS (RO)

- **How it works:** RO systems use a semipermeable membrane to filter out fluoride ions and other dissolved contaminants.
- **Effectiveness:** Very efficient, capable of reducing fluoride concentrations by 90-95%.
- **Cost:** RO systems are more expensive and typically require electricity, making them less suitable for low-income or remote communities.
- **Challenges:** Produces wastewater (up to 50% of input water), so it requires careful management of water resources.



BONE CHAR (BC)

- **How it works:** Bone char, made from animal bones, adsorbs fluoride through a process of ion exchange and filtration.
- **Effectiveness:** Can reduce fluoride levels effectively and is widely used in areas where activated alumina is unavailable.
- **Cost:** Relatively inexpensive and sustainable, as it can be regenerated and reused.
- **Challenges:** May face cultural resistance in some areas due to the use of animal bones.



NANO-FILTRATION

- **How it works:** Nano-filtration membranes allow water molecules to pass through while retaining larger ions, including fluoride.
- **Effectiveness:** Can remove fluoride, although it is generally less effective than reverse osmosis for small ions like fluoride.
- **Cost:** It is less expensive than RO and produces less wastewater, making it a viable option for medium-scale water treatment.



ELECTROCOAGULATION

- **How it works:** An electric current is applied to the water, causing fluoride to coagulate and form particles that can then be filtered out.
- **Effectiveness:** Efficient at removing fluoride and other contaminants.
- **Cost:** Requires electrical infrastructure, making it more costly for areas without stable electricity.

MITIGATION AND PREVENTION

B) POINT-OF-USE (POU) SYSTEMS



SMALL-SCALE SOLUTIONS:

In households, point-of-use filters like activated alumina or RO systems can be installed at individual taps or water sources to remove fluoride from drinking water.



AFFORDABILITY:

POU systems are ideal for rural or isolated areas where large-scale water treatment is not feasible, though their cost and maintenance may still be a barrier for some families.

2. ALTERNATIVE WATER SOURCES

Where defluoridation is not practical or affordable, switching to alternative water sources can be an effective strategy:



SURFACE WATER SOURCES:

In many cases, surface water (such as rivers or lakes) has lower fluoride concentrations than groundwater. Encouraging communities to use surface water sources for drinking can reduce exposure.



RAINWATER HARVESTING:

Collecting and storing rainwater can be a sustainable solution in regions with high rainfall. Rainwater naturally contains very low fluoride levels and can be an effective drinking water source if properly stored and filtered.



COMMUNITY WATER SUPPLY SYSTEMS:

In regions with endemic fluoride contamination, governments or NGOs can establish centralized water supply systems that provide treated, low-fluoride water to entire communities.

3. BLENDING HIGH AND LOW-FLUORIDE WATER

In regions where some water sources have high fluoride levels and others have low fluoride levels, blending water can be a cost-effective mitigation strategy. By mixing water with varying fluoride concentrations, communities can dilute the overall fluoride content to a safe level.

MITIGATION AND PREVENTION

4. POLICY AND REGULATORY MEASURES

Government policies and regulations are critical for managing fluoride contamination:



ESTABLISHING FLUORIDE LIMITS:

Governments can set enforceable fluoride concentration limits in drinking water. The World Health Organization (WHO) recommends a maximum fluoride concentration of 1.5 mg/L. Countries should adopt national guidelines that reflect this recommendation and monitor water sources regularly.



FLUORIDATION PROGRAMS:

In areas where fluoride is intentionally added to drinking water to prevent dental decay, close regulation is necessary to prevent over-fluoridation. Authorities must ensure that the fluoride concentration stays within safe limits (typically 0.7–1.0 mg/L).



WATER QUALITY MONITORING:

Regular monitoring of both groundwater and surface water sources for fluoride is essential. Governments should implement mandatory testing of public water supplies and provide resources for testing in rural or underserved areas.

5. COMMUNITY EDUCATION AND AWARENESS

Educating communities about the health risks associated with excessive fluoride intake and providing practical solutions can help prevent fluoride exposure:



PUBLIC HEALTH CAMPAIGNS:

Governments and NGOs should conduct awareness campaigns about the dangers of fluoride overexposure and ways to mitigate the risks, such as using alternative water sources or installing defluoridation filters.



DENTAL HEALTH EDUCATION:

In areas with high fluoride exposure, educating people about the symptoms of dental and skeletal fluorosis and encouraging regular dental check-ups can help detect fluoride-related health issues early.



TRAINING LOCAL WATER MANAGERS:

Training individuals in rural communities to test water for fluoride and maintain defluoridation systems can ensure that mitigation measures are implemented effectively and sustainably.

MITIGATION AND PREVENTION

6. SUSTAINABLE AGRICULTURAL PRACTICES

Agricultural activities, such as the use of phosphate fertilizers or fluoride-containing pesticides, can contribute to fluoride contamination in groundwater. Implementing sustainable agricultural practices can reduce the risk of contamination:



REDUCING THE USE OF FLUORIDE-CONTAINING FERTILIZERS:

Governments can regulate and limit the use of phosphate-based fertilizers and other fluoride-rich agricultural chemicals. Encouraging organic farming or the use of low-fluoride alternatives can reduce contamination risks.



WATER MANAGEMENT PRACTICES:

Improved irrigation techniques and careful management of water resources can prevent fluoride-laden runoff from contaminating groundwater.

7. INDUSTRIAL WASTE MANAGEMENT

Industries that produce fluoride as a byproduct, such as aluminum smelting, phosphate fertilizer production, and glass manufacturing, should follow strict regulations to minimize fluoride pollution:



PROPER WASTE DISPOSAL:

Enforcing regulations on the disposal of industrial waste that contains fluoride can prevent contamination of groundwater and surface water sources.



AIR QUALITY CONTROLS:

Industries should implement emission controls to prevent fluoride from being released into the atmosphere, where it can later deposit onto water sources.

8. MONITORING AND EARLY WARNING SYSTEMS

In areas prone to fluoride contamination, setting up early warning systems can help detect changes in fluoride levels and allow for prompt action:



REAL-TIME SENSORS

Automated water quality sensors that detect fluoride levels in drinking water sources can trigger alerts when levels exceed safe limits, enabling authorities to take corrective action quickly.



DATA-SHARING PLATFORMS

Centralized platforms that track fluoride concentrations across regions can help authorities identify trends, predict contamination risks, and allocate resources to affected areas.

IMPACT OF CLIMATE CHANGE

Climate change can significantly influence fluoride contamination in drinking water, primarily through its effects on water availability, quality, and the geochemical processes that regulate fluoride concentrations. The impacts are especially pronounced in regions where fluoride contamination in groundwater is already a public health concern. Here's how climate change exacerbates fluoride contamination:

1. CHANGES IN WATER AVAILABILITY

● A) DROUGHT AND DECREASED GROUNDWATER RECHARGE

- **Impact on groundwater levels:** Prolonged droughts and reduced rainfall can lead to decreased groundwater recharge, lowering water tables in aquifers. This concentration effect increases the fluoride levels in groundwater because less water is available to dilute naturally occurring fluoride.
- **Areas affected:** Regions with endemic fluoride contamination, like parts of India, East Africa, and China, are particularly vulnerable. As water becomes scarcer due to climate change, communities may increasingly rely on fluoride-contaminated sources.

● B) OVER-EXTRACTION OF GROUNDWATER

- **Increased dependence on groundwater:** In areas experiencing reduced rainfall or surface water availability due to climate change, over-extraction of groundwater becomes common. Intensive groundwater extraction can cause a further concentration of fluoride, exacerbating the problem.
- **Economic impacts:** Agricultural regions may extract more groundwater for irrigation during droughts, inadvertently increasing the risk of fluoride contamination in nearby water wells.

IMPACT OF CLIMATE CHANGE

2. ALTERED GEOCHEMICAL CONDITIONS

● A) INCREASED TEMPERATURE AND EVAPORATION

- **Concentration of fluoride:** Higher temperatures caused by global warming lead to increased evaporation rates, which can concentrate fluoride in surface and groundwater sources. In regions with high baseline fluoride levels, this can push concentrations beyond safe drinking limits.
- **Enhanced mineral dissolution:** Elevated temperatures can also accelerate the chemical weathering of fluoride-bearing minerals (such as fluorite and apatite), increasing the release of fluoride ions into water sources.

● B) SOIL AND ROCK INTERACTION

- **Geochemical processes:** Climate change can alter the chemical balance in soils and aquifers. For example, changes in acidity due to altered rainfall patterns may enhance the leaching of fluoride from minerals into groundwater.
- **Leaching from volcanic rocks:** In areas with fluoride-rich volcanic rocks, climate-driven changes in precipitation or groundwater flow may enhance the leaching of fluoride into water sources.

3. WATER SCARCITY AND RELIANCE ON CONTAMINATED SOURCES

● A) LIMITED WATER RESOURCES

- **Forced use of contaminated water:** As climate change reduces the availability of clean water, communities may be forced to rely on fluoride-contaminated groundwater or other marginal sources. In many arid and semi-arid regions, fluoride contamination is a known issue, and the lack of alternative water sources may leave populations with no choice but to consume unsafe water.
- **Humanitarian impact:** This disproportionately affects low-income and rural populations who lack the resources or infrastructure to treat water or access alternative sources.

● B) MIGRATION AND WATER STRESS

- **Climate migration:** Water scarcity and agricultural challenges linked to climate change may lead to migration to urban areas, increasing stress on existing water infrastructure. As water demand rises in urban areas, authorities may turn to contaminated groundwater sources, potentially increasing fluoride exposure for larger populations.

IMPACT OF CLIMATE CHANGE

4. EXTREME WEATHER EVENTS AND FLOODING

● A) FLOODS AND WATER CONTAMINATION

- **Contamination of water supplies:** Extreme weather events like floods can mobilize fluoride-containing sediments from natural sources, increasing fluoride concentrations in surface water bodies and reservoirs.
- **Damage to infrastructure:** Floods and storms can also damage water treatment infrastructure, reducing the ability to remove fluoride from drinking water. Disruptions in water treatment during disasters can expose populations to elevated fluoride levels.

● B) SALTWATER INTRUSION

- **Coastal areas:** Rising sea levels and saltwater intrusion into coastal aquifers, a consequence of climate change, may exacerbate fluoride contamination in coastal regions by changing the geochemistry of groundwater. As saline water mixes with freshwater in aquifers, the increased ionic strength may enhance the dissolution of fluoride from sediments and rocks.

5. IMPACT ON WATER QUALITY TREATMENT SYSTEMS

● A) EFFECTIVENESS OF DEFLUORIDATION TECHNIQUES

- **Temperature sensitivity:** Some fluoride removal techniques, such as activated alumina or bone char filters, may become less effective at higher temperatures. Increased temperature can affect the adsorption capacity of the materials used in these systems, reducing their fluoride-removal efficiency.
- **Water scarcity impact on treatment:** Water scarcity may also limit the capacity of certain defluoridation technologies. For instance, reverse osmosis (RO) systems produce wastewater, and in water-scarce regions, this may make such systems less feasible.

● B) INCREASED COSTS OF WATER TREATMENT

- **Energy-intensive treatment methods:** As temperatures rise and water sources become more contaminated, treating water to remove fluoride will require more energy, increasing the cost. This may make fluoride treatment technologies less accessible to poorer communities, exacerbating health disparities.

IMPACT OF CLIMATE CHANGE

6. AGGRAVATING THE HEALTH EFFECTS OF FLUORIDE

● A) COMPOUNDING NUTRITIONAL DEFICIENCIES

- **Impact on vulnerable populations:** Climate change may exacerbate food insecurity and nutritional deficiencies, especially in rural areas. Malnutrition, particularly calcium and vitamin deficiencies, can worsen the health impacts of fluoride exposure, such as skeletal and dental fluorosis.
- **Children and pregnant women:** In regions affected by both high fluoride levels and malnutrition, the adverse health effects of fluoride (such as impaired cognitive development and stunted growth) may become more pronounced.

● B) HEAT STRESS AND DEHYDRATION

- **Increased water consumption:** Rising temperatures and heat stress will lead to increased water consumption, potentially increasing the intake of fluoride if the water source is contaminated. This is particularly dangerous in areas where water is scarce and the only available water has high fluoride levels.

7. VULNERABILITY OF DEVELOPING REGIONS

- **Regions at risk:** The impact of climate change on fluoride contamination is likely to disproportionately affect developing countries, where resources for water infrastructure, monitoring, and treatment are already limited.
- **Rural communities:** Rural areas, especially those reliant on groundwater, may face the greatest challenges, as they often lack access to advanced water treatment technologies and alternative water sources

THE ECONOMIC IMPACT

The economic impact of fluoride contamination in drinking water encompasses a range of factors affecting both individuals and broader economic systems. Here are the key aspects of these economic impacts:

1. Healthcare Costs

→ Treatment of Fluorosis

- **Dental Treatment:** The cost of treating dental fluorosis can be substantial. Severe cases may require expensive dental procedures such as tooth whitening, veneers, or crowns. In areas with widespread fluoride contamination, the cumulative costs for these treatments can strain healthcare budgets.
 - **Skeletal Fluorosis:** Managing skeletal fluorosis involves expenses for pain management, physical therapy, and sometimes surgery. The need for ongoing medical care for affected individuals increases healthcare costs and can strain both public and private healthcare systems.
-

→ Chronic Disease Management

- **Long-term Health Issues:** Fluoride exposure has been linked to chronic conditions such as kidney damage, endocrine disruption, and neurological impairments. Treating these conditions requires continuous medical care, which adds to healthcare expenditures.

2. Economic Productivity

→ Loss of Productivity

- **Work Absenteeism:** Individuals suffering from severe fluoride-related health issues, such as skeletal fluorosis, may experience reduced work capacity or frequent absences. This loss of productivity can affect individual income and contribute to broader economic losses.
 - **Disability:** Severe cases of fluorosis can lead to disability, reducing an individual's ability to work and thus affecting their earning potential. This loss of productivity can impact both local economies and national economic output.
-

→ Reduced Economic Output

- **Impact on Workforce:** In communities where fluoride contamination is prevalent, the health impacts on the workforce can result in decreased economic output. Chronic health conditions and disabilities can reduce the overall efficiency and productivity of the labor force.
- **Economic Development:** Persistent fluoride contamination can deter investment and economic development, especially in areas where the health risks and associated costs are perceived as high. This can impact job creation and economic growth.

THE ECONOMIC IMPACT

3. Education Costs

→ Impact on School Attendance

- **Absenteeism:** Children affected by severe dental or skeletal fluorosis may miss school due to health issues. Increased absenteeism can lead to educational setbacks, affecting future earning potential and economic contributions of the next generation.
- **Educational Support:** Schools may need to provide additional support for affected students, such as special educational programs or healthcare services. These additional resources can strain school budgets and divert funds from other educational priorities.

4. Environmental and Infrastructure Costs

→ Water Treatment Costs

- **Defluoridation Technologies:** Implementing defluoridation technologies in affected areas involves significant costs. Technologies like activated alumina, reverse osmosis, or bone char filters require investment in equipment, maintenance, and operational expenses.
- **Infrastructure Upgrades:** In regions where fluoride contamination is widespread, upgrading water treatment infrastructure to manage fluoride levels can be expensive. These costs can be a burden for local governments and utilities.

→ Monitoring and Compliance

- **Regulatory Compliance:** Ensuring that water meets safety standards for fluoride concentration requires regular monitoring and compliance efforts. The costs of testing, monitoring, and regulatory enforcement can be substantial, particularly for regions with limited resources.

5. Government and Public Sector Costs

→ Public Health Interventions

- **Funding for Public Health Programs:** Governments may need to allocate funds for public health programs aimed at managing and mitigating fluoride contamination. This includes funding for community education, water treatment initiatives, and health care services for affected individuals.
- **Economic Development Initiatives:** In areas significantly impacted by fluoride contamination, governments may need to invest in economic development programs to support affected communities and promote sustainable growth.

THE ECONOMIC IMPACT

6. Economic Burden on Families

→ Out-of-Pocket Expenses

- **Medical Costs:** Families in affected areas may face high out-of-pocket expenses for medical treatments related to fluoride contamination. This can be particularly burdensome in low-income communities where access to affordable healthcare is limited.
 - **Economic Inequality:** The economic burden of fluoride-related health issues can exacerbate existing economic inequalities, with low-income families disproportionately affected by both health problems and associated costs.
-

→ Opportunity Costs

- **Investment in Health vs. Other Needs:** Families facing high medical costs due to fluoride contamination may need to redirect resources from other essential areas, such as education or housing, to cover health expenses. This can limit overall economic opportunities and quality of life.
-

7. Long-Term Economic Impact

→ Sustained Economic Challenges

- **Impact on Future Generations:** Long-term exposure to fluoride contamination can affect the health and economic potential of future generations, creating a cycle of economic challenges. This can include ongoing health costs, reduced educational attainment, and diminished economic productivity.
-

→ Regional Development

- **Deterrence of Investment:** Areas with severe fluoride contamination issues may struggle to attract investment and economic development due to health risks and infrastructure challenges. This can impact regional economic growth and development prospects.

THE SOCIAL IMPACT

The social impact of fluoride contamination in drinking water can be profound, affecting various aspects of community life and individual well-being. These impacts are felt most acutely in regions with high fluoride levels, whether due to natural sources or industrial activities. Here's an exploration of the social impacts:

1. Health and Quality of Life

Physical Health Impacts

- **Dental Fluorosis:** Dental fluorosis, characterized by staining and mottling of teeth, can lead to social stigma and reduced self-esteem, especially among children and adolescents. This can affect social interactions and self-confidence, impacting daily life and personal relationships.
 - **Skeletal Fluorosis:** Severe cases of skeletal fluorosis can cause chronic pain, joint stiffness, and disability. This can limit an individual's ability to perform daily activities, work, and participate in social and community events, leading to social isolation and decreased quality of life.
-

→ Mental Health Effects

- **Psychological Stress:** Chronic health issues related to fluoride contamination can lead to psychological stress, anxiety, and depression. Coping with long-term health problems can strain mental health and impact overall well-being.
- **Community Mental Health:** In communities heavily affected by fluoride contamination, the widespread nature of health problems can contribute to collective stress and a sense of helplessness, affecting community cohesion and mental health.

2. Long-Term Social Impact

→ Intergenerational Effects

- **Future Generations:** The impact of fluoride contamination can extend to future generations, affecting their health, educational opportunities, and economic prospects. Addressing these issues is crucial for improving the long-term social and economic conditions of affected communities.
-

Sustainable Development

- **Community Development:** Effective management of fluoride contamination is essential for sustainable community development. Ensuring access to safe drinking water, healthcare, and educational opportunities can support broader social and economic development goals.

THE SOCIAL IMPACT

3. Education and Cognitive Development

→ Impact on Children's Education

- **School Attendance:** Children suffering from severe dental or skeletal fluorosis may experience frequent absences from school due to health issues. This can hinder their educational progress and lead to lower academic achievement.
 - **Cognitive Effects:** Some studies suggest that excessive fluoride exposure may affect cognitive development. If fluoride contamination leads to reduced cognitive abilities in children, it can affect their educational performance and future opportunities.
-

→ Educational Resources

- **School Support:** Schools in affected areas may need to provide additional support for students with health issues related to fluoride exposure, such as special educational services or healthcare interventions. This can strain school resources and divert funds from other educational needs.

4. Social Inequality

→ Disproportionate Impact on Low-Income Communities

- **Economic Disparities:** Low-income communities often bear the brunt of fluoride contamination due to limited access to clean water sources, affordable healthcare, and defluoridation technologies. This exacerbates existing social and economic inequalities.
 - **Access to Resources:** Poorer communities may lack the resources to effectively address fluoride contamination, including access to medical treatment, water treatment solutions, and educational support.
-

→ Social Stigma

- **Perception of Health Issues:** Social stigma associated with visible health conditions, such as dental fluorosis, can affect individuals' social interactions and integration. The perceived link between fluoride contamination and poor health can lead to discrimination and social exclusion.

THE SOCIAL IMPACT

5. Community Well-being and Cohesion

→ Community Health Challenges

- **Public Health Burden:** The presence of widespread health issues related to fluoride contamination can strain community health systems and reduce overall community well-being. Efforts to manage and mitigate these issues can create a sense of collective struggle and stress.
 - **Social Support Systems:** In communities affected by fluoride contamination, local support systems may become more crucial as individuals and families seek assistance and resources. Community organizations and support groups play an important role in addressing these needs.
-

→ Community Engagement and Action

- **Advocacy and Awareness:** Fluoride contamination often leads to increased community advocacy and awareness efforts. Communities may mobilize to demand better water quality, access to treatment, and support from local or national governments.
- **Local Initiatives:** In response to fluoride contamination, communities may develop local initiatives to address the issue, such as setting up water treatment facilities, organizing educational campaigns, or seeking funding for health interventions.

6. Cultural and Social Practices

→ Cultural Impact

- **Traditional Practices:** In some cultures, traditional practices related to water consumption and health may influence how fluoride contamination is perceived and addressed. Communities may need to navigate between traditional beliefs and modern public health recommendations.
 - **Adaptation and Resilience:** Cultural adaptation and resilience play a role in how communities cope with the impacts of fluoride contamination. Traditional knowledge and practices may be integrated with modern approaches to address health and environmental challenges.
-

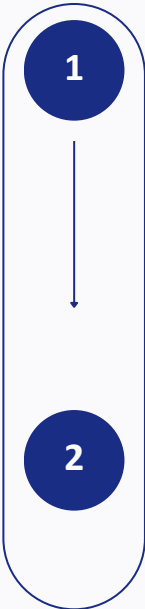
→ Community Identity

- **Sense of Identity:** Chronic health issues and the associated social challenges can affect community identity and cohesion. Addressing fluoride contamination effectively can help restore a sense of well-being and collective strength.

NON-GOVERNMENTAL ORGANIZATIONS (NGOS)

Non-Governmental Organizations (NGOs) play a critical role in addressing the issues associated with fluoride contamination in drinking water. Their involvement is essential for effective intervention, community support, and policy advocacy. Here’s how NGOs contribute:

1. ADVOCACY AND AWARENESS



RAISING PUBLIC AWARENESS

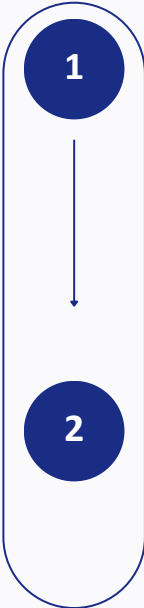
- **Educational Campaigns:** NGOs often run educational campaigns to inform communities about the risks of fluoride contamination, its health effects, and preventive measures. These campaigns may use various media, workshops, and community meetings to spread information.
- **Community Outreach:** NGOs engage directly with affected communities to educate residents on identifying and managing fluoride contamination, improving water quality, and accessing healthcare services.

POLICY ADVOCACY

- **Influencing Policy:** NGOs advocate for policies and regulations that address fluoride contamination. They work with governments and international bodies to push for stricter water quality standards, better monitoring systems, and more effective public health responses.
- **Lobbying for Resources:** They may lobby for increased funding and resources for water treatment projects and public health initiatives aimed at reducing fluoride exposure.

NON-GOVERNMENTAL ORGANIZATIONS (NGOS)

2. RESEARCH AND DATA COLLECTION



1

CONDUCTING RESEARCH

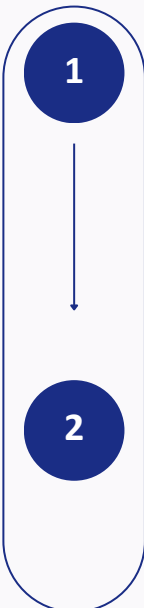
- **Health Impact Studies:** NGOs conduct research to study the health impacts of fluoride contamination and assess the effectiveness of intervention measures. Their findings help to understand the extent of the problem and inform strategies for mitigation.
- **Water Quality Monitoring:** They often monitor water sources to measure fluoride levels and assess contamination. This data is crucial for identifying high-risk areas and targeting interventions effectively.

2

DATA DISSEMINATION

- **Publishing Reports:** NGOs publish reports and studies on fluoride contamination, sharing their findings with the public, policymakers, and other stakeholders. This helps to raise awareness and drive action based on evidence.

3. COMMUNITY SUPPORT AND CAPACITY BUILDING



1

PROVIDING ACCESS TO SAFE WATER

- **Water Treatment Solutions:** NGOs implement water treatment technologies, such as defluoridation systems, in communities affected by high fluoride levels. They may install filters, promote rainwater harvesting, or support the construction of alternative water sources.
- **Infrastructure Development:** They assist in developing and upgrading water infrastructure, including wells and piped water systems, to ensure safer drinking water for affected populations.

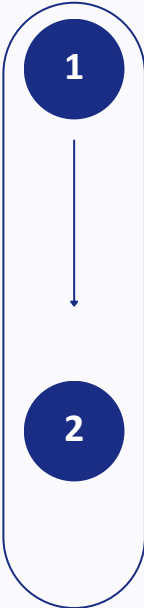
2

CAPACITY BUILDING

- **Training and Education:** NGOs provide training to local communities on water management, maintenance of water treatment systems, and health practices related to fluoride exposure. This helps to build local capacity for managing and mitigating fluoride contamination.
- **Empowering Local Leaders:** They work with community leaders and local organizations to enhance their ability to address water quality issues and advocate for community needs.

NON-GOVERNMENTAL ORGANIZATIONS (NGOS)

4. HEALTHCARE SERVICES



1

MEDICAL SUPPORT

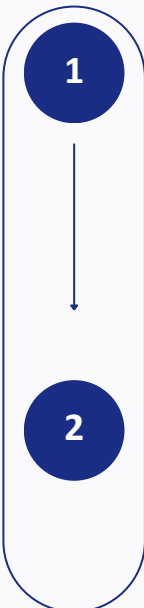
- **Health Screening and Treatment:** NGOs often provide medical screening and treatment for fluoride-related health issues, including dental and skeletal fluorosis. They may organize health camps, clinics, or partnerships with local healthcare providers.
- **Support Services:** They offer support services, such as counseling and rehabilitation, for individuals affected by fluoride contamination and related health problems.

2

EDUCATIONAL AND PREVENTIVE HEALTH PROGRAMS

- **Health Education:** NGOs run programs to educate people about the symptoms of fluorosis, the importance of early detection, and the benefits of preventive measures. This helps to reduce the incidence of fluoride-related health issues.

5. EMERGENCY RESPONSE AND CRISIS MANAGEMENT



1

RESPONDING TO ACUTE ISSUES

- **Emergency Water Supply:** In cases of acute fluoride contamination or natural disasters, NGOs may provide emergency water supplies and temporary water treatment solutions to affected communities.
- **Rapid Assessment:** They conduct rapid assessments to understand the extent of contamination and deploy resources quickly to mitigate health risks.

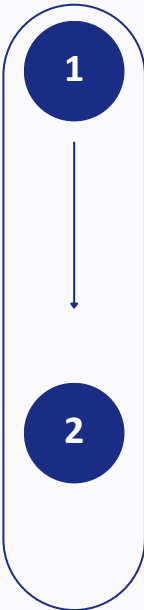
2

LONG-TERM RECOVERY

- **Rebuilding and Recovery:** NGOs assist in the long-term recovery process by helping communities rebuild their water infrastructure, restoring access to safe drinking water, and supporting overall community resilience.

NON-GOVERNMENTAL ORGANIZATIONS (NGOS)

6. PARTNERSHIPS AND COLLABORATION



1

COLLABORATING WITH GOVERNMENTS AND AGENCIES


- **Joint Initiatives:** NGOs often work in partnership with governments, international agencies, and other stakeholders to implement comprehensive solutions for fluoride contamination. These collaborations can enhance resource mobilization and policy impact.
- **Technical Assistance:** They provide technical expertise and support to governments and local authorities in designing and implementing effective water treatment and public health programs.

2

ENGAGING WITH THE PRIVATE SECTOR

- **Corporate Social Responsibility:** NGOs may partner with private companies for funding, technology, or logistical support. Corporate social responsibility initiatives can help address fluoride contamination through joint projects and investments.

7. MONITORING AND EVALUATION



1

ASSESSING IMPACT

- **Evaluating Programs:** NGOs monitor and evaluate the effectiveness of their interventions and programs. This includes assessing improvements in water quality, health outcomes, and community engagement.
- **Feedback and Improvement:** They use feedback from communities and data collected to refine and improve their programs, ensuring that interventions remain effective and responsive to evolving needs.

CASE STUDIES AND REAL WORLD EXAMPLES

Case studies and real-world examples illustrate how various regions and organizations address fluoride contamination in drinking water. These examples highlight different approaches to tackling the issue and their impacts on communities. Here are some notable case studies and real-world examples:



1. INDIA: FLUORIDE MITIGATION IN ANDHRA PRADESH


Andhra Pradesh, a state in southern India, has faced severe fluoride contamination in groundwater, affecting millions of people. High fluoride levels in drinking water have led to widespread dental and skeletal fluorosis.

Approach

- **Community-Based Solutions:** The state government, in collaboration with NGOs and international organizations, implemented a range of solutions including the installation of defluoridation units in affected villages and the provision of safe drinking water sources.
- **Education and Awareness:** Programs were launched to educate communities about the dangers of fluoride and the importance of using defluoridated water.

Results

- **Health Improvement:** There has been a noticeable reduction in the incidence of dental and skeletal fluorosis in areas where defluoridation units were introduced.
- **Community Engagement:** Local communities have become more engaged in managing their water resources and maintaining defluoridation units.



2. CHINA: LARGE-SCALE FLUORIDE REMOVAL INITIATIVES

Fluoride contamination in China is a major public health issue, particularly in rural areas where groundwater often contains high fluoride levels. This has led to significant cases of fluorosis.


Approach

- **Government-Driven Programs:** The Chinese government has implemented nationwide fluoride removal programs, including the installation of defluoridation systems and the provision of alternative water sources.
- **Research and Technology:** Investment in research to develop and deploy advanced defluoridation technologies, such as activated alumina and reverse osmosis systems.

Results

- **Improved Health Outcomes:** There has been a significant reduction in the prevalence of fluorosis in areas where these interventions have been implemented.
- **Infrastructure Development:** Development of better water infrastructure and increased access to safe drinking water in affected regions.

CASE STUDIES AND REAL WORLD EXAMPLES



3. KENYA: COMMUNITY-DRIVEN DEFLUORIDATION PROJECTS

In Kenya, particularly in the Rift Valley, high fluoride levels in groundwater have caused dental and skeletal fluorosis. Many communities rely on fluoride-contaminated wells for drinking water.

Approach

- **Local Solutions:** NGOs like the Fluoride Research Network (FRN) and local organizations have worked with communities to install low-cost defluoridation systems and educate residents about fluoride-related health issues.
- **Sustainable Models:** The focus has been on developing and promoting affordable, sustainable defluoridation technologies, such as bone char filters, which are locally manufactured and maintained.

Results

- **Community Empowerment:** Communities have become more self-reliant in managing their water quality, with increased understanding and control over their water sources.
- **Health Benefits:** Reduced levels of fluoride in drinking water have led to improvements in dental health and a decrease in fluorosis cases.



4. BANGLADESH: ARSENIC AND FLUORIDE CONTAMINATION

In addition to arsenic, fluoride contamination is a concern in Bangladesh, affecting millions who rely on groundwater. High fluoride levels have led to dental and skeletal fluorosis.

Approach

- **Integrated Approach:** The government, with support from NGOs and international organizations, has implemented an integrated approach to address both arsenic and fluoride contamination. This includes installing water filtration systems, promoting alternative water sources, and providing health education.
- **Community Participation:** Programs encourage community involvement in monitoring water quality and maintaining filtration systems.

Results

- **Reduced Contamination:** There has been a noticeable reduction in fluoride levels in drinking water in areas where the integrated approach has been applied.
- **Enhanced Awareness:** Increased awareness among communities about the risks of fluoride and the importance of using treated water has contributed to better health outcomes.

CASE STUDIES AND REAL WORLD EXAMPLES



5. NEPAL: SCHOOL-BASED FLUORIDE EDUCATION

In Nepal, fluoride contamination in drinking water has caused health issues, including dental fluorosis, particularly affecting children in rural areas.

Approach

- **Educational Programs:** NGOs and local organizations have implemented school-based programs to educate children about the risks of fluoride contamination and promote the use of safe drinking water.
- **Water Quality Testing:** Schools are equipped with water quality testing kits to monitor fluoride levels in their water sources.

Results

- **Improved Awareness:** Increased awareness among students and their families about fluoride risks and safe water practices.
- **Health Benefits:** Improved water quality in schools and reduced incidence of dental fluorosis among students.



6. BRAZIL: GOVERNMENT AND NGO COLLABORATION

In some regions of Brazil, high fluoride levels in drinking water sources have led to health issues such as dental fluorosis.

Approach

- **Collaborative Efforts:** The Brazilian government, in collaboration with NGOs, has worked on installing defluoridation systems and enhancing water treatment infrastructure.
- **Public Health Campaigns:** National and regional campaigns have been launched to raise awareness about fluoride contamination and promote preventive measures.

Results

- **Infrastructure Improvement:** Enhanced water treatment infrastructure and defluoridation systems have been established in affected regions.
- **Health Outcomes:** There have been improvements in dental health and a reduction in fluorosis cases as a result of these interventions.

EMERGING TECHNOLOGIES

Emerging technologies are playing a crucial role in addressing fluoride contamination in drinking water. These advancements offer new methods for detection, treatment, and prevention, helping to improve water quality and mitigate the health impacts of fluoride exposure. Here's an overview of some promising emerging technologies in this field:

1. Advanced Filtration Technologies

Graphene-Based Filters:

Graphene, a single layer of carbon atoms arranged in a hexagonal lattice, has high surface area and adsorption capabilities. Graphene-based filters can effectively remove fluoride ions from water. High efficiency in removing contaminants, potential for reusability, and the ability to filter multiple types of contaminants simultaneously.

Nanomaterial Filters

Nanomaterials, such as carbon nanotubes and nanocomposites, can be engineered to selectively adsorb fluoride ions from water. High adsorption capacity, fast removal rates, and the potential for low-cost production and easy integration into existing water treatment systems.

2. Electrochemical Technologies

Electrocoagulation

Electrocoagulation uses an electric current to dissolve metal electrodes into the water, creating coagulating agents that remove fluoride and other contaminants. Effective removal of fluoride, reduced need for chemical reagents, and potential for compact, portable systems.

Electrodialysis

Electrodialysis involves using an electric field to drive ion exchange through selective membranes, separating fluoride ions from the water. High efficiency in fluoride removal, reduced chemical usage, and the potential for scaling to large water treatment facilities.

EMERGING TECHNOLOGIES

3. Advanced Oxidation Processes (AOPs)

Photocatalysis

Photocatalysis uses light (typically UV light) and a photocatalyst (such as titanium dioxide) to generate reactive species that degrade fluoride ions and other contaminants. Effective at low concentrations, potential for continuous operation, and the ability to degrade a wide range of pollutants.

Ozone-Based AOPs

Ozone, combined with other oxidants or catalysts, can be used to break down fluoride ions and other contaminants through advanced oxidation reactions. High efficiency in contaminant removal, rapid treatment times, and the potential for use in both small-scale and large-scale applications.

4. Membrane Technologies

Reverse Osmosis (RO)

RO uses a semi-permeable membrane to remove fluoride and other contaminants from water by applying pressure to force water through the membrane. Highly effective at removing fluoride, capable of producing high-quality drinking water, and widely used in both household and industrial applications.

Nanofiltration (NF)

NF membranes have smaller pore sizes compared to conventional filtration membranes, allowing for selective removal of fluoride and other ions. Effective at removing fluoride while allowing beneficial minerals to pass through, lower energy consumption compared to RO.

5. Bioremediation and Natural Materials

Biochar

Biochar, a form of carbon-rich material produced from organic waste, can be used to adsorb fluoride and other contaminants from water. Sustainable and low-cost, can be produced from agricultural or forestry residues, and offers potential for use in rural and low-resource settings.

Activated Alumina

Activated alumina is a porous material used to adsorb fluoride from water. It is a common method for fluoride removal and has been used in various treatment systems. High adsorption capacity, reusable through regeneration, and proven effectiveness in various applications.

EMERGING TECHNOLOGIES

6. Smart Water Quality Monitoring

Internet of Things (IoT) Sensors

IoT sensors can continuously monitor water quality parameters, including fluoride levels, and transmit data in real-time to a central system. Provides real-time monitoring, enables early detection of contamination, and supports proactive management of water quality.

Smart Water Treatment Systems

Advanced water treatment systems equipped with sensors and automation can optimize fluoride removal processes and adjust treatment parameters based on real-time data. Improved efficiency, reduced operational costs, and enhanced ability to respond to changing water quality conditions.

7. Hybrid and Integrated Systems

Combination of Technologies

Hybrid systems that combine multiple technologies, such as electrocoagulation with advanced filtration or RO with AOPs, can offer enhanced fluoride removal capabilities. Increased effectiveness, broader range of contaminant removal, and flexibility in addressing varying water quality issues.

Modular Systems

Modular water treatment systems that integrate different treatment technologies in a scalable and adaptable format. Allows for customized solutions based on specific contamination levels and water quality requirements, and can be expanded or modified as needed.

REGULATORY STANDARDS AND GUIDELINES

Regulatory standards and guidelines for fluoride in drinking water are established to ensure safe levels of fluoride and protect public health. These standards are set by various national and international organizations and vary by country. Here's an overview of some key regulatory standards and guidelines:



1. WORLD HEALTH ORGANIZATION (WHO)

Guideline Value

- **Standard:** WHO's guideline for fluoride in drinking water is set at **1.5 mg/L** (or 1.5 ppm).
- **Rationale:** This value aims to balance the benefits of fluoride for dental health with the risk of dental and skeletal fluorosis.

Guidelines for Special Populations

- **Children:** Recommendations emphasize the importance of monitoring fluoride levels to prevent overexposure in children, who are more susceptible to dental fluorosis.
- **Areas with High Fluoride Levels:** WHO provides guidance on alternative water sources or treatment methods in areas with naturally high fluoride concentrations.



2. U.S. ENVIRONMENTAL PROTECTION AGENCY (EPA)

Maximum Contaminant Level (MCL)

- **Standard:** The EPA has established a Maximum Contaminant Level (MCL) for fluoride in drinking water at **4.0 mg/L** (or 4.0 ppm).
- **Secondary Maximum Contaminant Level (SMCL):** A secondary standard of **2.0 mg/L** (or 2.0 ppm) is recommended to prevent dental fluorosis.

Regulatory Focus

- **Public Health:** The EPA's standards focus on preventing adverse health effects associated with high fluoride levels, including skeletal fluorosis and dental fluorosis.
- **Compliance Monitoring:** Utilities are required to monitor fluoride levels and ensure compliance with the MCL.

3. EUROPEAN UNION (EU)

Drinking Water Directive

- **Standard:** The EU's Drinking Water Directive sets the maximum allowable fluoride concentration in drinking water at **1.5 mg/L** (or 1.5 ppm).
- **Additional Guidelines:** The directive includes provisions for regular monitoring and reporting of fluoride levels to ensure safe water quality.

Health Considerations

- **Protecting Vulnerable Groups:** Emphasis is placed on protecting vulnerable populations, including children and pregnant women, from excessive fluoride exposure.



REGULATORY STANDARDS AND GUIDELINES



4. CENTERS FOR DISEASE CONTROL AND PREVENTION (CDC) - U.S.

Optimal Fluoride Level for Community Water Fluoridation

- **Standard:** The CDC recommends an optimal fluoride level in community water fluoridation systems of **0.7 mg/L** (or 0.7 ppm).
- **Purpose:** This level is designed to maximize dental health benefits while minimizing the risk of dental fluorosis.



5. FOOD AND AGRICULTURE ORGANIZATION (FAO)

Guidelines for Agriculture

- **Standard:** The FAO provides guidelines for fluoride levels in agricultural water to prevent harmful effects on crops and livestock.
- **Focus:** Guidelines address the impact of fluoride on soil and water used for irrigation and animal consumption.



6. AUSTRALIAN DRINKING WATER GUIDELINES

Health-Based Guidelines

- **Standard:** The Australian guidelines set the maximum allowable fluoride concentration in drinking water at **1.5 mg/L** (or 1.5 ppm).
- **Risk Management:** The guidelines emphasize the need for risk management strategies to prevent both dental and skeletal fluorosis.



7. NATIONAL REGULATIONS AND STANDARDS

Country-Specific Standards

- **India:** The Bureau of Indian Standards (BIS) sets the maximum permissible fluoride level in drinking water at **1.0 mg/L** (or 1.0 ppm).
- **China:** The Chinese government has established a maximum allowable fluoride concentration in drinking water of **1.0 mg/L** (or 1.0 ppm).

Local Regulations

- **Regional Variations:** Some countries and regions may have specific regulations based on local water quality conditions and public health concerns. It is important for local authorities to tailor regulations to address the specific needs of their populations.

REGULATORY STANDARDS AND GUIDELINES



8. STANDARDS FOR BOTTLED WATER

International Bottled Water Association (IBWA)

- **Standard:** The IBWA follows regulations similar to those for public water systems, typically aligning with national standards such as those set by the EPA or WHO.
- **Focus:** Ensuring that bottled water meets safety and quality standards, including appropriate fluoride levels.



9. REGULATORY ENFORCEMENT AND COMPLIANCE

Monitoring and Reporting

- **Regular Testing:** Water utilities are required to conduct regular testing of fluoride levels and report results to regulatory agencies.
- **Public Disclosure:** In many jurisdictions, utilities must provide information about fluoride levels to the public, ensuring transparency and accountability.

Remediation and Treatment

- **Defluoridation:** In cases where fluoride levels exceed regulatory limits, utilities may be required to implement defluoridation measures to bring levels within acceptable ranges.
- **Corrective Actions:** Regulatory agencies may mandate corrective actions for water systems that fail to comply with fluoride standards.

CONCLUSION

Fluoride contamination in drinking water presents a nuanced challenge with both positive and negative aspects that require careful management. Fluoride, when present at optimal levels, has been proven to significantly benefit oral health by strengthening tooth enamel and reducing the prevalence of dental caries. This preventive measure has been widely adopted and endorsed globally, contributing to improved dental health, particularly in communities with limited access to dental care.

However, the benefits of fluoride must be balanced against potential risks associated with excessive exposure. High levels of fluoride in drinking water can lead to dental fluorosis, characterized by discoloration and damage to the teeth, and in more severe cases, skeletal fluorosis, which affects the bones and joints. These adverse health effects underscore the importance of regulating fluoride concentrations to prevent overexposure.

Regulatory standards have been established by international organizations such as the World Health Organization (WHO) and national bodies like the U.S. Environmental Protection Agency (EPA) to manage fluoride levels in drinking water effectively. The recommended maximum concentrations typically range from 1.0 to 1.5 mg/L (ppm), depending on the country. Ensuring compliance with these standards is crucial for balancing the benefits of fluoride while mitigating potential health risks.

Advancements in technology have significantly improved the ability to detect and manage fluoride contamination. Innovative methods such as advanced filtration systems, electrochemical treatments, and smart water quality monitoring enable more precise control of fluoride levels. Regular testing and monitoring are essential to adhere to regulatory standards and address any contamination issues promptly.

Mitigation strategies include various defluoridation technologies like activated alumina, reverse osmosis, and electrocoagulation, which effectively remove excess fluoride from drinking water. Educating communities about the risks of fluoride contamination and the importance of using treated water helps prevent overexposure and promotes healthier water practices.

The economic impact of managing fluoride contamination includes the costs associated with implementing and maintaining defluoridation systems. Despite these costs, the benefits of reducing fluoride-related health issues often outweigh the financial burden. Socially, addressing fluoride contamination leads to improved public health outcomes and a higher quality of life for affected communities.

Ongoing research continues to refine our understanding of fluoride's effects and improve mitigation technologies. The dynamic nature of this field highlights the need for adaptive strategies to ensure that fluoride's benefits are maximized while minimizing potential health risks.

REFERENCES

1. <https://www.nidcr.nih.gov/health-info/fluoride/the-story-of-fluoridation#:~:text=In%201945%2C%20Grand%20Rapids%20became,the%20Institute's%20inception%20in%201948.>
2. <https://www.sciencedirect.com/science/article/pii/S1674987123002013#:~:text=More%20than%2080%25%20of%20fluoride,climatic%20zones%20are%20worst%20affected.>
3. <https://www.witpress.com/Secure/elibrary/papers/ETOX06/ETOX06003FU1.pdf>
4. <https://www.mdpi.com/2076-3417/10/20/7100#:~:text=The%20mechanism%20of%20fluoride%20inhibition,water%20at%20sub%20Dmolar%20concentration.>
5. <https://www.mdpi.com/2076-3417/10/20/7100>
6. <https://www.sciencedirect.com/science/article/pii/S0269749122014221>
7. <https://pubmed.ncbi.nlm.nih.gov/34597567/#:~:text=Excess%20amounts%20of%20fluoride%20ions,related%20problems%2C%20and%20chronicle%20issues.>
8. https://en.wikipedia.org/wiki/Dental_fluorosis#:~:text=Dental%20fluorosis%20is%20a%20common,white%20patches%20on%20the%20enamel
9. <https://www.sciencedirect.com/topics/veterinary-science-and-veterinary-medicine/skeletal-fluorosis#:~:text=Skeletal%20fluorosis%20is%20a%20serious,joints%20as%20the%20early%20symptoms.>
10. <https://www.sciencedirect.com/science/article/pii/S0048969716301553#:~:text=Fluoride%20is%20an%20inorganic%20pollutant%20in%20ground%20water%2C%20affecting%20human%20health.&text=Measurement%20is%20by%20mixing%20water,ion%20selective%20fluoride%20electrode%20method.>
11. [https://www.ncbi.nlm.nih.gov/books/NBK597870/#:~:text=Trace%20levels%20of%20fluoride%20in,other%20methods%20\(Kakabadse%20et%20al.](https://www.ncbi.nlm.nih.gov/books/NBK597870/#:~:text=Trace%20levels%20of%20fluoride%20in,other%20methods%20(Kakabadse%20et%20al.)
12. [https://www.sciencedirect.com/topics/earth-and-planetary-sciences/ion-selective-electrode#:~:text=Ion%2Dselective%20electrodes%20\(ISEs\)%20are%20electroanalytical%20sensors%20whose%20signals,potential%20at%20zero%20net%20current.](https://www.sciencedirect.com/topics/earth-and-planetary-sciences/ion-selective-electrode#:~:text=Ion%2Dselective%20electrodes%20(ISEs)%20are%20electroanalytical%20sensors%20whose%20signals,potential%20at%20zero%20net%20current.)
13. <https://www.agilent.com/cs/library/applications/an-spadsn-colorimetric-method-fluorides-5994-6187en-agilent.pdf>
14. <https://iwaponline.com/wpt/article/19/5/1615/102000/Dye-assisted-analysis-of-fluoride-in-water-using>
15. <https://www.ncbi.nlm.nih.gov/pmc/articles/PMC6738609/#:~:text=Considering%20the%20narrow%20'dose%2Dgap,by%20measuring%20urinary%20fluoride%20excretion.>
16. <https://www.ncbi.nlm.nih.gov/pmc/articles/PMC4547570/>
17. <https://www.ncbi.nlm.nih.gov/pmc/articles/PMC4525626/>
18. [https://journals.innovareacademics.in/index.php/ajpcr/article/download/13942/11427#:~:text=VARIOUS%20DEFLUORIDATION%20TECHNIQUE&text=The%20following%20are%20defluoridation%20method,\)%2C%20electrodialysis%2C%20and%20distillation.](https://journals.innovareacademics.in/index.php/ajpcr/article/download/13942/11427#:~:text=VARIOUS%20DEFLUORIDATION%20TECHNIQUE&text=The%20following%20are%20defluoridation%20method,)%2C%20electrodialysis%2C%20and%20distillation.)